

Fall 2012 UNLV Libraries Undergraduate Student Survey – Descriptive Data

(*Approximately 1200 undergraduate students *completed* the survey)

1. There are several libraries on campus. Which do you visit in person most frequently?

#	Answer	Response	%
1	Lied Library	1,336	89%
2	Architecture Studies Library	34	2%
3	Curriculum Materials Library	47	3%
4	Music Library	20	1%
5	Law Library	7	0%
6	I only use the library online	34	2%
7	Other (please specify)	17	1%
	Total	1,495	100%

2. How do you discover and access the library's electronic journals or articles (check all that apply).

#	Answer	Response	%
1	Google	432	30%
2	Google scholar	202	14%
3	Library home page search box	681	48%
4	Library homepage link titled "finding e-journals by title"	478	34%
5	Library homepage link titled "list of databases by subject"	612	43%
6	Subject or class guides (LibGuides)	195	14%
7	Other (please specify)	71	5%






3. How frequently do you engage in the following?

#	Question	4x a Week or More	Weekly	Monthly	Once a Semester	Never	Total responses
1	Visit the library in person	469	583	191	100	34	1,377
2	Interact with a library staff member (in library or online)	51	197	362	402	347	1,359
3	Checkout a book	15	82	219	441	605	1,362
4	Search for electronic resources for coursework or research	112	329	417	339	168	1,365
5	Access library web pages from within the library	102	307	369	262	325	1,365
6	Access library web pages from on-campus (not in library)	90	237	291	270	478	1,366
7	Access library web pages from off-campus	98	302	346	294	325	1,365
8	Access library web pages using a computer/laptop	170	385	341	253	214	1,363
9	Access library web pages using a tablet	43	102	91	108	1,023	1,367
10	Access library web pages using a smart phone	63	143	146	166	847	1,365

4. Please rate the importance of each of the following to your success in coursework and research. [Note: items re-ordered according to the number rating “very important.”]

#	Question	Very Important	3	2	Not at all Important	Not Applicable	Total responses
7	Having library space available for quiet study	882	194	81	44	34	1235
10	Having library computers available	848	199	95	52	42	1236
1	Finding scholarly resources	841	237	74	27	60	1239
4	Citing items correctly following a specified citation format	834	230	94	26	48	1232
8	Having library space available for group work	768	258	114	48	49	1237
12	Electronic journals	685	312	134	46	57	1234
11	Library print collections (books and journals)	643	292	199	40	63	1237
9	Support with technology	643	330	157	60	44	1234
2	Using technology for presentation of work	583	367	153	46	86	1235
5	Having library staff available in the library to help	564	336	202	69	65	1236
13	e-books	516	313	205	91	109	1234
6	Getting help from library staff online	320	311	292	171	136	1230
3	Consultation with a librarian about course and research needs	276	299	311	190	153	1229

5. Who do you think should be teaching you research skills, e.g. how to narrow a topic, finding scholarly/peer reviewed information, citing information correctly, evaluating information. Choose all that apply.

#	Answer		Response	%
1	Faculty or instructor teaching the course		948	77%
2	Graduate assistant leading the discussion section		523	42%
3	Librarian		746	60%
4	Computer lab staff		316	26%
5	Other (please list)		50	4%

6. Please indicate your level of agreement with the following statements. [Note: items re-ordered according to number indicating they strongly agree.]

#	Question	Strongly Agree	Agree	Disagree	Strongly Disagree	No Opinion	Total responses
10	The library contributes to my academic success.	611	473	34	10	82	1,210
11	The library helps me make more efficient use of my time.	572	460	57	10	113	1,212
6	In my experience, library staff are courteous to students.	540	480	33	8	151	1,212
2	I value the expertise of the library staff.	499	512	38	4	159	1,212
7	In my experience, library staff provide help in a timely way.	497	475	40	12	184	1,208
3	The library's technology (hardware, software, network) meets my course and research needs.	485	580	50	6	92	1,213
1	I can usually figure out how to get library resources on my own.	425	658	91	12	28	1,214
5	The library's collection resources (books, journals, online resources) meet my course and research needs.	411	571	63	18	146	1,209
8	I find the library web site easy to navigate.	303	615	159	34	98	1,209
9	When I use the library web site, I am able to find what I need quickly.	274	600	183	41	114	1,212
4	I find I use e-books more frequently than I did even a year ago.	227	353	228	111	294	1,213

7. How satisfied are you with the following? [Note: items re-ordered according to number indicating they are very satisfied.]

#	Question	Very Satisfied	Satisfied	Not Satisfied	Very Unsatisfied	No Opinion	Total responses
4	Library buildings/spaces	532	498	106	22	46	1,204
5	Library staff	496	515	22	8	159	1,200
3	Library online resources (electronic journals, ebooks, databases)	475	546	53	12	116	1,202
7	Overall satisfaction level	466	661	32	4	40	1,203
1	Library services (e.g. instruction, reference, circulation)	463	572	19	5	145	1,204
2	Library print collections (books, journals)	432	531	31	11	200	1,205
6	Libraries web site	376	626	97	11	93	1,203

Note: comments for open-ended questions (numbers 8, 9, and 10) will be analyzed and shared in a separate file, along with comments on other questions.

8. What might you change or improve in regard to library services, initiatives, and resources?

Statistic	Value
Total Responses	782

9. What is the best thing about the library?

Statistic	Value
Total Responses	886

10. What library services or resources do you find most valuable to your academic work?

Statistic	Value
Total Responses	831

11. Please indicate your class level.

#	Answer	Response	%
1	Freshman (0-29 semester credits)	239	20%
2	Sophomore (30-59 semester credits)	205	17%
3	Junior (60-89 semester credits)	316	26%
4	Senior (90+ semester credits)	442	37%
	Total	1,202	100%

12. Did you transfer into UNLV as a student?

#	Answer	Response	%
1	Yes	535	45%
2	No	667	55%
	Total	1,202	100%

Do you plan on working at a job this school term?

#	Answer	Response	%
1	No	406	34%
2	Yes, I will work on campus	166	14%
3	yes, I will have a job off campus	559	47%
4	yes, I will work both on and off campus	69	6%
	Total	1,200	100%

Will you work in the library?

#	Answer		Response	%
1	Yes		67	41%
2	No		98	59%
	Total		165	100%

How many hours do you plan to work during the school term?

#	Answer		Response	%
1	A few hours occasionally but not on a regular basis		23	3%
2	10 or fewer hours per week		78	10%
3	11-20 hours per week		305	39%
4	21-30 hours per week		210	27%
5	more than 30 hours per week		175	22%
	Total		791	100%

What is your current area of study?

#	Answer	Response	%
1	Accounting	52	4%
51	Allied Health	16	1%
3	Anthropology	16	1%
4	Architecture	20	2%
5	Art	24	2%
7	Business	108	9%
8	Biochemistry	14	1%
44	Biological Sciences	122	10%
9	Chemistry	9	1%
10	Communication Studies	21	2%
11	Community Health	3	0%
12	Computer Science	37	3%
13	Criminal Justice	35	3%
14	Culinary Arts Management	2	0%
15	Dance	1	0%
16	Economics	6	1%
17	Education	58	5%
18	Engineering	72	6%
19	English	30	3%
20	Environmental Studies	14	1%
21	Film	15	1%
22	Food, Beverage, or Hospitality Management	14	1%
23	Foreign Languages	8	1%
24	Gaming Management	6	1%
2	Journalism & Media Studies	18	2%
25	Geology	5	0%
28	Health Physics	3	0%
29	History	22	2%
30	Hotel Administration	84	7%
36	Kinesiological Sciences	23	2%

31	Languages		6	1%
32	Human Services		9	1%
33	Life Sciences		1	0%
34	Mathematical Sciences		4	0%
35	Music		11	1%
37	Nursing		67	6%
38	Nutrition Sciences		6	1%
39	Philosophy		5	0%
40	Physics		7	1%
41	Political Science		23	2%
42	Psychology		87	7%
43	Public Administration		5	0%
45	Social Work		9	1%
46	Sociology		9	1%
48	Theatre		1	0%
49	Women's Studies		2	0%
50	Other		72	6%
	Total		1,182	100%