

Fall 2012 UNLV Libraries Graduate Student Survey – Descriptive Data
 (*Approximately 400 graduate students *completed* the survey)






1. There are several libraries on campus. Which do you visit in person most frequently?

#	Answer	Response	%
1	Lied Library	397	68%
2	Architecture Studies Library	6	1%
3	Curriculum Materials Library	39	7%
4	Music Library	18	3%
5	Law Library	68	12%
6	I only use the library online	43	7%
7	Other (please specify)	12	2%
	Total	583	100%

2. How do you discover and access the library’s electronic journals or articles (check all that apply).

#	Answer	Response	%
1	Google	93	17%
2	Google scholar	149	27%
3	Library home page search box	269	48%
4	Library homepage link titled “finding e-journals by title”	214	38%
5	Library homepage link titled “list of databases by subject”	275	49%
6	Subject or class guides (LibGuides)	54	10%
7	Other (please specify)	39	7%

3. Please indicate your primary place of work, for your coursework and research.

#	Answer		Response	%
1	Office at UNLV		114	20%
2	Studio or lab at UNLV		46	8%
3	Grad commons in library		130	23%
4	Space other than Grad Commons in Library		51	9%
5	Other (please specify)		224	40%
	Total		565	100%

Note: 165 of those choosing “other” reported working at home; 20 indicated they work in the Law Library.

4. How frequently do you engage in the following? [Note: items re-ordered according to the number indicating “never.”]

#	Question	4x a Week or More	Weekly	Monthly	Once a Semester	Never	Total responses
4	Search for electronic resources for coursework or research	154	212	96	36	22	520
1	Visit the library in person	109	158	141	80	35	523
9	Access library web pages	100	162	133	70	53	518
8	Access electronic journals linked to from library’s website	118	183	111	54	55	521
5	Use the library’s search box on the home page	91	175	116	56	83	521
6	Use a disciplinary-specific database linked to from library’s website	94	159	115	66	87	521
2	Interact with a library staff member (in library or online)	13	95	128	178	104	518
3	Checkout a book	6	55	156	152	145	514
7	Use a database outside your discipline, linked to from library’s website	40	84	120	123	149	516
12	Use social media for collaboration and scholarly communication	35	60	70	49	305	519
11	Access library web pages using a smart phone	19	38	63	58	338	516
13	Use social media in retrieving and managing research information	19	35	57	52	355	518
10	Access library web pages using a tablet	22	35	47	39	370	513

5. Please rate the importance of each of the following to your success in coursework and research. [Note: items re-ordered according to the number indicating “very important.”]

#	Question	1 = Not at all Important	2	3	4 = Very Important	Not applicable	Total responses
12	Electronic journals	2	6	77	359	17	461
4	Finding scholarly resources	2	7	91	341	19	460
1	Using technology for presentation of work	5	15	118	308	19	465
8	Having library space available for quiet study	12	32	121	272	24	461
2	Support with technology	4	18	159	268	16	465
10	Having library computers available	26	42	122	254	19	463
13	e-books	14	29	148	247	22	460
11	Library print collections (books and journals)	11	34	159	239	19	462
14	Discovery tools (e.g. the library search box; LibGuides)	7	35	169	226	23	460
9	Having library space available for group work	28	51	156	209	19	463
6	Having library staff available in the library to help	11	35	206	190	19	461
5	Training opportunities tailored to research students	11	76	198	142	33	460
7	Getting help from library staff online	16	74	211	135	24	460
3	Consultation with a librarian about course and research needs	19	91	207	122	25	464

6. Please rate the importance of each of the following skills and abilities to your success in coursework and research. [Note: re-ordered according to the number indicating “very important.”]

#	Question	Not at all Important	Unimportant	Important	Very Important	Not Applicable	Total responses
3	Ability to find and use data related to your field	1	5	65	368	7	446
6	Using information ethically (e.g. avoiding plagiarism)	2	8	80	345	11	446
2	Familiarity with research and scholarship in your field	1	8	97	327	11	444
5	Evaluating information sources critically	1	13	105	314	8	441
1	Developing and refining research topics	3	15	109	308	11	446
7	Managing library related information and data (citations, data sets)	2	7	116	303	18	446
4	Ability to conduct a literature review	3	22	105	302	15	447






6a. For each of the following indicate if it would be useful to consult with a Librarian [Note: items re-ordered according to the number indicating yes.]

#	Question	Yes	No	Total responses
3	Ability to find and use data related to your field	229	83	312
7	Managing library related information and data (citations, data sets)	221	86	307
2	Familiarity with research and scholarship in your field	192	118	310
1	Developing and refining research topics	186	131	317
4	Ability to conduct a literature review	171	135	306
6	Using information ethically (e.g. avoiding plagiarism)	165	140	305
5	Evaluating information sources critically	156	147	303

7. Please characterize each of the following skills as to your ability level when you entered your graduate program. [Note: items re-ordered by mean.]

#	Question	1 = Low	2	3	4	5 = High	Total responses	Mean
6	Using information ethically (e.g. avoiding plagiarism)	6	15	83	149	181	434	4.12
5	Evaluating information sources critically	22	70	131	125	85	433	3.42
3	Ability to find and use data related to your field	33	64	127	116	94	434	3.40
1	Developing and refining research topics	27	54	147	128	78	434	3.41
7	Managing library related information and data (citations, data sets)	28	64	138	125	77	432	3.37
4	Ability to conduct a literature review	52	82	132	99	67	432	3.11
2	Familiarity with research and scholarship in your field	42	90	140	100	61	433	3.11

8. Who do you think should teach graduate students to find and effectively use the literature of your discipline (not laboratory or statistical research methods)? Choose all that apply.

#	Answer		Response	%
1	Classroom instructor		303	69%
2	Advisor		209	48%
3	Librarian		322	74%
4	Computer lab staff		75	17%
5	Other (please list)		23	5%

9. Please indicate your level of agreement with the following statements. [Note: items re-ordered according to number indicating “strongly agree.”]

#	Question	Strongly Disagree	Disagree	Agree	Strongly Agree	No Opinion	Total responses
6	In my experience, library staff are courteous to students.	4	9	141	248	23	425
2	I value the expertise of the library staff.	4	11	145	245	21	426
7	In my experience, library staff provide help in a timely way.	4	8	151	220	42	425
1	I can usually figure out how to get library resources on my own.	5	29	192	195	5	426
3	The library’s technology (hardware, software, network) meets my course and research needs.	4	29	191	176	26	426
5	The library’s collection resources (books, journals, online resources) meet my course and research needs.	10	36	217	144	19	426
8	I am aware that there are “subject librarians” who can help with my research.	56	96	108	140	25	425
10	When I use the library web site, I am able to find what I need quickly.	18	76	204	102	26	426
9	I find the library web site easy to navigate.	19	70	211	101	25	426
4	I find I use e-books more frequently than I did even a year ago.	51	93	108	96	75	423

10. Please indicate the level of contribution the UNLV Libraries makes to the following. [Note: items re-ordered according to mean.]

#	Question	1 = Low	2	3	4	5 = High	Total responses	Mean
5	Being a more productive researcher	8	5	72	143	175	403	4.17
2	Finding resources in your core discipline	7	10	69	147	172	405	4.15
4	Overall academic success	7	9	77	160	154	407	4.09
7	Enriching your learning experiences	10	8	89	145	156	408	4.05
3	Finding information in related fields or new areas	8	12	81	154	133	388	4.01
1	Keeping current in your field	12	23	78	142	143	398	3.96
9	Making more efficient use of your time	14	21	95	135	131	396	3.88
6	Being a more effective instructor	13	16	64	80	77	250	3.77
8	Decision to attend UNLV	115	54	69	58	34	330	2.52

11. How satisfied are you with the following? [Note: items re-ordered according to number indicating “very satisfied.”]

#	Question	Very Unsatisfied	Not Satisfied	Satisfied	Very Satisfied	No Opinion	Total responses
6	Library buildings/spaces	6	23	147	211	19	406
7	Library services staff	4	9	162	198	32	405
5	Library online resources (electronic journals, ebooks, databases)	4	28	170	182	22	406
9	Overall satisfaction level	3	9	214	170	8	404
2	Delivery services (e.g. interlibrary loan, article delivery)	5	20	129	154	98	406
1	Research and discovery tools (library search engines, databases, catalog)	6	21	210	154	15	406
8	Libraries web site	9	40	200	135	23	407
4	Library print collections (books, journals)	3	27	188	121	67	406
3	Reference, instruction, and consultation services	4	7	181	119	94	405

Note: comments for open-ended questions (numbers 12, 13, and 14) will be analyzed and shared in a separate file, along with comments from other questions.

12. What might you change or improve in regard to library services, initiatives, and resources?

Statistic	Value
Total Responses	263

13. What is the best thing about the library?

Statistic	Value
Total Responses	303

14. What library services or resources do you find most valuable to your academic work?

Statistic	Value
Total Responses	298




















15. Please indicate your class level.

#	Answer	Response	%
1	Masters	220	53%
2	PhD	144	35%
3	Professional	48	12%
	Total	412	100%





Please check all that apply to you.

#	Answer	Response	%
1	Full time	277	87%
2	Teaching assistant	87	27%
3	Research assistant	67	21%





What is your general area of study?

#	Answer		Response	%
1	Business		19	5%
2	Dental Medicine		2	0%
3	Education		76	19%
4	Engineering		34	8%
5	English		12	3%
6	Environmental & Public Affairs		8	2%
7	Fine Arts		7	2%
8	Health Sciences		23	6%
9	Hotel Administration		9	2%
10	Law		36	9%
11	Liberal Arts		24	6%
12	Nursing		13	3%
13	Music		12	3%
14	Physical Therapy		6	1%
15	Psychology		17	4%
16	Sciences		29	7%
17	Social Work		17	4%
18	Urban Affairs		17	4%
19	Other		41	10%
	Total		402	100%

Do you plan on working at a job this school term?

#	Answer		Response	%
1	No		119	29%
2	Yes, I will work on campus		126	31%
3	yes, I will have a job off campus		137	33%
4	yes, I will work both on and off campus		30	7%
	Total		412	100%

How many hours do you plan to work during the school term?

#	Answer		Response	%
1	A few hours occasionally but not on a regular basis		1	0%
2	10 or fewer hours per week		20	7%
3	11-20 hours per week		107	37%
4	21-30 hours per week		44	15%
5	more than 30 hours per week		118	41%
	Total		290	100%